


MODEL 1732

AC Current Monitor

- Detects Over or Under Current
- Adjustable Setpoint
- No External Power Supply
- Dual LED Condition Indicators



DESCRIPTION

The Model 1732 AC Current Monitor is a single setpoint current monitor. It can be used to detect either over current or under current, depending on whether the trip point is set above or below the input current. Dual LED indicators on the front or top of the unit give a clear visual reference for a fault condition.

The Model 1732 generates its operating voltage from the monitored current line, so no external power supply is required. A current greater than 25 amps is needed to energize the internal relay. The maximum current set point is 150 amps.

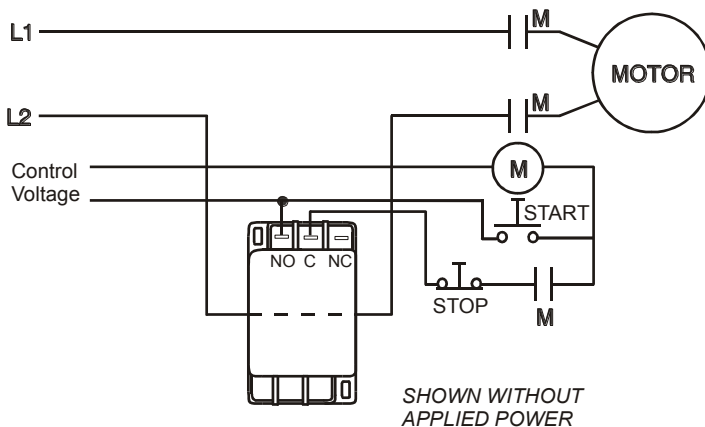
The Model 1732 is not frequency sensitive, and can be used on AC currents from 50 to 400Hz.

SPECIFICATIONS

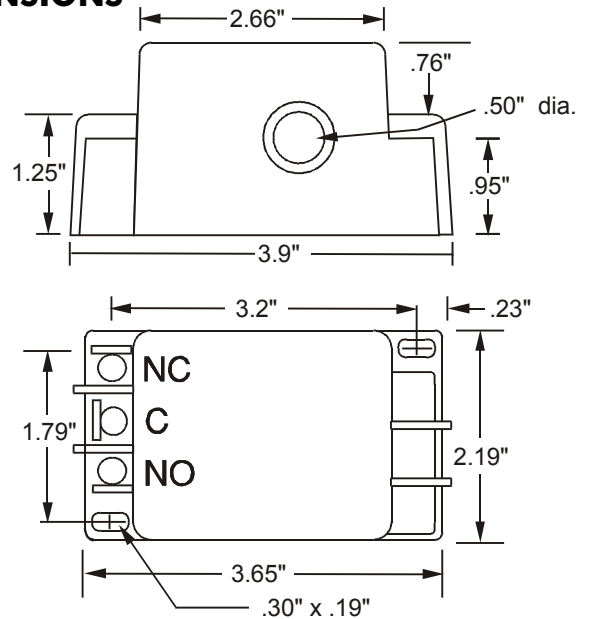
Model	1732
Supply Voltage	none required
Input Current	Minimum: 25 amps Maximum: 150 amps
Adjustment Range	25 to 150 amps
Maximum Wire Size	2 AWG
Response Time	100ms
Contact Rating	SPDT 10A at 240VAC resistive
Repeat Accuracy	1% max.
Dead Band	Approximately 2%
Operating Temperature	- 20° to +140° F
Reset	Automatic
Terminals	1/4" quick connects
Enclosure Material	ABS plastic
Weight	3.5 oz.

TYPICAL APPLICATION

- Under current



DIMENSIONS



Telephone: Main - (918) 438-1220
Sales - (800) 862-2875
Fax: (918) 437-7584

E-mail: sales@time-mark.com
Internet: http://www.time-mark.com



11440 East Pine Street
Tulsa, Oklahoma 74116

11/2011
© 2011 TIME MARK CORPORATION

TIME MARK is a division of  AEMT, Inc.

MODEL 1732 AC Current Monitor

READ ALL INSTRUCTIONS BEFORE INSTALLING, OPERATING OR SERVICING THIS DEVICE.
KEEP THIS DATA SHEET FOR FUTURE REFERENCE.

GENERAL SAFETY

POTENTIALLY HAZARDOUS VOLTAGES ARE PRESENT AT THE TERMINALS OF THE MODEL 1732.
ALL ELECTRICAL POWER SHOULD BE REMOVED WHEN CONNECTING OR DISCONNECTING WIRING.
THIS DEVICE SHOULD BE INSTALLED AND SERVICED BY QUALIFIED PERSONNEL.

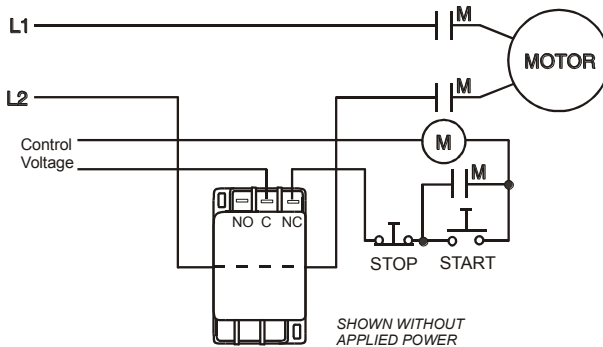
Installation Instructions

INSTALLATION

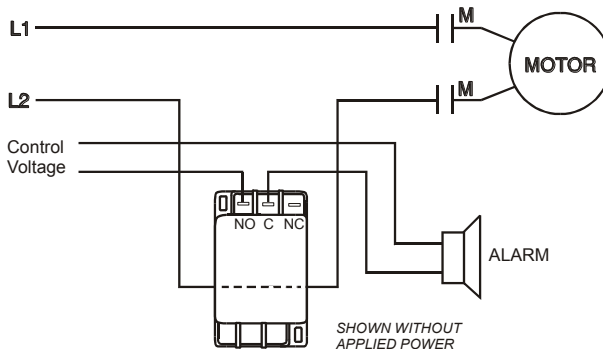
Mount the Model 1732 in a stable location, observing all precautions as outlined in the GENERAL SAFETY section above.

The Model 1732 has 1/4" quick connect terminals for output connections. **The monitored line must be passed through the CT access hole**, located in the side of the Model 1732. Polarity is not important.

FOR OVER-CURRENT LOAD SHUT-OFF: connect the load control circuit to the normally closed contact. This contact will open on over-current, breaking the load circuit.



FOR OVER-CURRENT ALARM CIRCUIT: use the normally open contact. This will close on over-current, sounding the alarm.



FOR UNDER-CURRENT SENSING: reverse the contact connections as stated above (use the normally open contact for load shutoff, or the normally closed contact for alarm).

ADJUSTMENT

The Model 1732 is screwdriver adjustable. To adjust the current trip level, turn the SET POINT AMPS adjustment clockwise or counter-clockwise until the desired trip setting is reached.

TROUBLESHOOTING

Should the Model 1732 fail to operate properly, check that power is present, and that current flow is within the normal operating range. Check all fuses and verify that all wiring connections are correct. Should problems persist, contact the manufacturer.

WARRANTY

This product is warranted to be free from defects in materials and workmanship for one year. Should this device fail to operate, we will repair it for one year from the date of manufacture. For complete warranty details, see the *Terms and Conditions of Sales* page in the front section of the Time Mark catalog or contact Time Mark at 1-800-862-2875.

Telephone: Main - (918) 438-1220
Sales - (800) 862-2875
Fax: (918) 437-7584

E-mail: sales@time-mark.com
Internet: http://www.time-mark.com



TIME MARK
CORPORATION

11440 East Pine Street
Tulsa, Oklahoma 74116

11/2011

© 2011 TIME MARK CORPORATION

TIME MARK is a division of  AEMT, Inc.