



CONTACTOR RELAY, 3NO+1NC, DC 24V,
SIZE S00, SCREW TERMINAL

General technical data:		
product brand name		SIRIUS
Size of the contactor		S00
Identification number and letter for switching elements		31 E
Product extension / auxiliary switch		Yes
Protection class IP / on the front		IP20
Protection against electrical shock		finger-safe
Degree of pollution		3
Insulation voltage / with degree of pollution 3 / rated value	V	690
Installation altitude / at a height over sea level / maximum	m	2,000
Ambient temperature / during storage	°C	-55 ... +80
Ambient temperature / during operating	°C	-25 ... +60
Shock resistance		
<ul style="list-style-type: none"> • at rectangular impulse <ul style="list-style-type: none"> • at DC • at sine pulse <ul style="list-style-type: none"> • at DC 		10g / 5 ms, 5g / 10 ms
		15g / 5 ms, 8g / 10 ms
Impulse voltage resistance / rated value	kV	6
Mechanical operating cycles as operating time		
<ul style="list-style-type: none"> • of the contactor / typical 		30,000,000

- of the contactor with added auxiliary switch block / typical
- of the contactor with added electronics-compatible auxiliary switch block / typical

10,000,000

10,000,000

Control circuit:

Type of voltage / of the controlled supply voltage		DC
Control supply voltage / 1		
• for DC / rated value	V	24
Operating range factor control supply voltage rated value / of the solenoid		
• for DC		0.8 ... 1.1
Holding power / of the solenoid / for DC	W	4
Pull-in power / of the solenoid / for DC	W	4
Closing delay		
• at DC	ms	30 ... 100
Opening delay		
• at DC	ms	25 ... 90
Arcing time	s	10 ... 15

Auxiliary circuit:

Contact reliability / of the auxiliary contacts		1 faulty switching per 100 million (17 V, 1 mA)
Number of NC contacts / for auxiliary contacts / instantaneous switching		1
Number of NO contacts / for auxiliary contacts / instantaneous switching		3
Operating current / of the auxiliary contacts / at AC-12 / maximum	A	10
Operating current / of the auxiliary contacts / at AC-15		
• at 230 V	A	6
• at 400 V	A	3
• at 500 V	A	2
• at 690 V	A	1
Operating current		
• of the auxiliary contacts / with 1 current path / at DC-12		
• at 24 V	A	6
• at 110 V	A	3
• at 220 V	A	1
• with 2 current paths in series / at DC-12		
• at 24 V / rated value	A	10
• at 60 V / rated value	A	10
• at 110 V / rated value	A	4
• at 220 V / rated value	A	2

• at 440 V / rated value	A	1.3
• at 600 V / rated value	A	0.65
• with 3 current paths in series / at DC-12		
• at 24 V / rated value	A	10
• at 60 V / rated value	A	10
• at 110 V / rated value	A	10
• at 220 V / rated value	A	3.6
• at 440 V / rated value	A	2.5
• at 600 V / rated value	A	1.8
Operating current		
• of the auxiliary contacts / with 1 current path / at DC-13		
• at 24 V	A	6
• at 110 V	A	1
• at 220 V	A	0.3
• with 2 current paths in series / at DC-13		
• at 24 V / rated value	A	10
• at 60 V / rated value	A	3.5
• at 110 V / rated value	A	1.3
• at 220 V / rated value	A	0.9
• at 440 V / rated value	A	0.2
• at 600 V / rated value	A	0.1
• with 3 current paths in series / at DC-13		
• at 24 V / rated value	A	10
• at 60 V / rated value	A	4.7
• at 110 V / rated value	A	3
• at 220 V / rated value	A	1.2
• at 440 V / rated value	A	0.5
• at 600 V / rated value	A	0.26
Off-load operating frequency		
• at AC	1/h	10,000
• at DC	1/h	10,000
Frequency of operation		
• at AC-12 / maximum	1/h	1,000
• at AC-14 / maximum	1/h	1,000
• at AC-15 / maximum	1/h	1,000
• at DC-12 / maximum	1/h	1,000
• at DC-13 / maximum	1/h	1,000

Short-circuit:

Design of the fuse link / for short-circuit protection of the auxiliary switch		
<ul style="list-style-type: none"> required 		Fuse gL/gG: 10 A, miniature circuit breaker C 6 A (short-circuit current I _k < 400 A)












Installation/mounting/dimensions:

Built in orientation		vertical
Type of mounting		screw and snap-on mounting onto 35 mm standard mounting rail
Width	mm	45
Height	mm	57.5
Depth	mm	73
Distance, to be maintained, to the ranks assembly / sideways	mm	0

Connections:

Design of the electrical connection		
<ul style="list-style-type: none"> for auxiliary and control current circuit 		screw-type terminals
Type of the connectable conductor cross-section		
<ul style="list-style-type: none"> for auxiliary contacts <ul style="list-style-type: none"> solid finely stranded <ul style="list-style-type: none"> with conductor end processing for AWG conductors / for auxiliary contacts 		2x (0.5 ... 1.5 mm ²), 2x (0.75 ... 2.5 mm ²), 2x 4 mm ² 2x (0.5 ... 1.5 mm ²), 2x (0.75 ... 2.5 mm ²) 2x (20 ... 16), 2x (18 ... 14), 2x 12

Certificates/approvals:

General Product Approval			Test Certificates		
 CQC	 CSA	ROSTEST	 UL	Manufacturer	other
Shipping Approval					
 ABS	 DNV	 GL	 LRS	 PRS	 RINA
Shipping Approval		other			
 RMRS	 VDE				

UL/CSA ratings:

Contact rating designation / for auxiliary contacts / according to UL		A600 / Q600
--	--	-------------

Safety-related Parameter:

B10 value / with high demand rate • according to SN 31920		1,000,000
T1 value / for proof test interval or service life • according to IEC 61508	a	20
Proportion of dangerous failures • with low demand rate / according to SN 31920 • with high demand rate / according to SN 31920	% %	40 73
Failure rate (FIT value) / with low demand rate • according to SN 31920	FIT	100
Product function / positively driven operation to IEC 60947-5-1		Yes

Further information:

Information- and Downloadcenter (Catalogs, Brochures,...)

<http://www.siemens.com/industrial-controls/catalogs>

Industry Mall (Online ordering system)

<http://www.siemens.com/industrial-controls/mall>

Cax online generator:

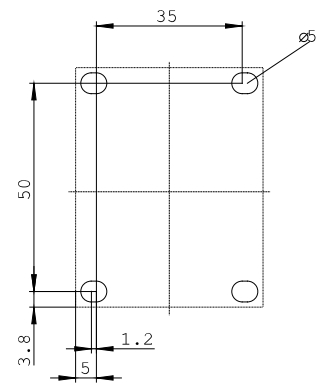
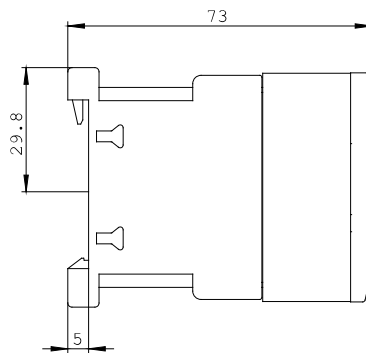
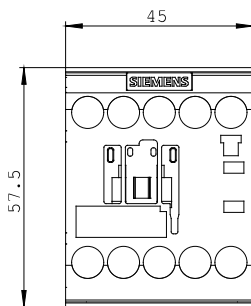
<http://www.siemens.com/cax>

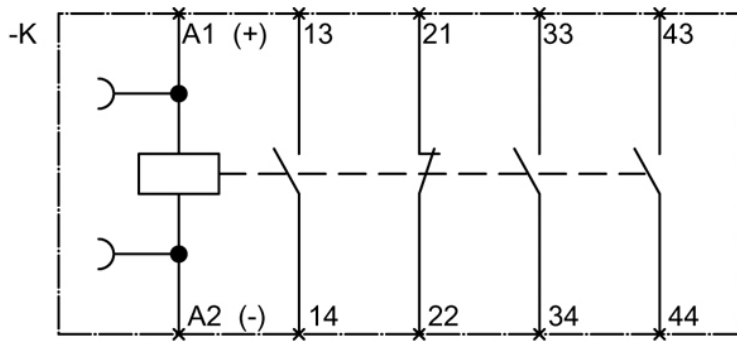
Service&Support (Manuals, Certificates, Characteristics, FAQs,...)

<http://support.automation.siemens.com/WW/view/en/3RH2131-1BB40/all>

Image database (product images, 2D dimension drawings, 3D models, device circuit diagrams, ...)

http://www.automation.siemens.com/bilddb/cax_en.aspx?mlfb=3RH2131-1BB40





last change:

Jan 30, 2012