








Conductor connection terminal 16-70mm², f. 5 mm

Part no. AKU70/5
Catalog No. 107189
EL-Nummer (Norway) 2465027

Delivery program

| | | | |
|---------------------------|----------------|----|---|
| Product range | | | 60 mm system Compact system |
| Basic function | | | Connections |
| Subrange | | | Universal conductor connection terminals |
| Description | | | With integrated retaining spring, open terminal chamber and captive terminal screw |
| Terminal area W x H | | mm | 14 x 14 |
| Width | | mm | 20.5 |
| Rated operational current | I _e | A | 400 |
| conductor | | | 16 - 70 mm ² AWG 4 - AWG 2/0. directly terminated:   # 2x (3 x 9 x 0.8 mm) or 6 x 9 x 0.8 mm |
| For use with | | | All 5 mm thick flat busbars |

Notes

- round conductor, solid
-  Flexible, round conductor with correctly crimped ferrule
- Round conductor, stranded
-  Section conductor, solid
- Sector conductor, stranded
- # CU band
-  CU busbar

Approvals

| | | | |
|--------------------------------------|--|--|---|
| Product Standards | | | UL508A; CSA-C22.2 No. 14; IEC 60439-1; CE marking |
| UL File No. | | | E307559 |
| UL Category Control No. | | | NMTR2, NMTR8 |
| CSA File No. | | | 236217 |
| CSA Class No. | | | 3211-37 |
| North America Certification | | | UL recognized, CSA certified |
| Conditions of Acceptability | | | Refer to approbation report |
| Specially designed for North America | | | No |
| Suitable for | | | Feeder circuits |
| Current Limiting Circuit-Breaker | | | Refer to approbation report |
| Max. Voltage Rating | | | 600 V AC |
| Degree of Protection | | | Feeder circuits |

Dimensions

