



Miniature circuit breaker (MCB), 63A, 1p, C-Char

Part no. **AZ-3N-C63**
 Catalog No. **211798**
 Eaton Catalog No. **AZ-3N-C63**

Similar to illustration

Delivery program

Basic function			Miniature circuit-breakers
Number of poles			3 pole+N
Tripping characteristic			C
Application			Switchgear for industrial and advanced commercial applications
Rated current	I_n	A	63
Rated switching capacity acc. to IEC/EN 60947-2		kA	25
Product range			AZ

Technical data

Electrical

Standards			IEC/EN 60947-2
Rated operational voltage	U_e	V	
	U_e	V AC	230/400
		V DC	60 (per pole)
Rated switching capacity acc. to IEC/EN 60947-2		kA	25
Operational switching capacity		kA	20
Characteristic			Similar: D, C
Max. back-up fuse		A gL/gG	200
Selectivity Class			Compliant with Class 3
Lifespan	Operations		> 10000
Direction of incoming supply			as required

Mechanical

Standard front dimension		mm	45
Enclosure height		mm	90
Terminal protection			Finger and back-of-hand proof to BGV A2
Mounting width per pole		mm	27
Mounting			IEC/EN 60715 top-hat rail
Degree of Protection			IP20, IP40 (when fitted)
Terminals top and bottom			Lift terminals
Terminal capacities		mm ²	
		mm ²	2.5 ... 50

Design verification as per IEC/EN 61439

Technical data for design verification			
Rated operational current for specified heat dissipation	I_n	A	63
Heat dissipation per pole, current-dependent	P_{vid}	W	0
Equipment heat dissipation, current-dependent	P_{vid}	W	16.12
Static heat dissipation, non-current-dependent	P_{vs}	W	0
Heat dissipation capacity	P_{diss}	W	0
Operating ambient temperature max.		°C	-25
Operating ambient temperature max.		°C	55
			linear, per +1 °C, results in a 0.5% reduction of current carrying capacity
IEC/EN 61439 design verification			
10.2 Strength of materials and parts			
10.2.2 Corrosion resistance			Meets the product standard's requirements.

10.2.3.1 Verification of thermal stability of enclosures		Meets the product standard's requirements.
10.2.3.2 Verification of resistance of insulating materials to normal heat		Meets the product standard's requirements.
10.2.3.3 Verification of resistance of insulating materials to abnormal heat and fire due to internal electric effects		Meets the product standard's requirements.
10.2.4 Resistance to ultra-violet (UV) radiation		Meets the product standard's requirements.
10.2.5 Lifting		Does not apply, since the entire switchgear needs to be evaluated.
10.2.6 Mechanical impact		Does not apply, since the entire switchgear needs to be evaluated.
10.2.7 Inscriptions		Meets the product standard's requirements.
10.3 Degree of protection of ASSEMBLIES		Does not apply, since the entire switchgear needs to be evaluated.
10.4 Clearances and creepage distances		Meets the product standard's requirements.
10.5 Protection against electric shock		Does not apply, since the entire switchgear needs to be evaluated.
10.6 Incorporation of switching devices and components		Does not apply, since the entire switchgear needs to be evaluated.
10.7 Internal electrical circuits and connections		Is the panel builder's responsibility.
10.8 Connections for external conductors		Is the panel builder's responsibility.
10.9 Insulation properties		
10.9.2 Power-frequency electric strength		Is the panel builder's responsibility.
10.9.3 Impulse withstand voltage		Is the panel builder's responsibility.
10.9.4 Testing of enclosures made of insulating material		Is the panel builder's responsibility.
10.10 Temperature rise		The panel builder is responsible for the temperature rise calculation. Eaton will provide heat dissipation data for the devices.
10.11 Short-circuit rating		Is the panel builder's responsibility. The specifications for the switchgear must be observed.
10.12 Electromagnetic compatibility		Is the panel builder's responsibility. The specifications for the switchgear must be observed.
10.13 Mechanical function		The device meets the requirements, provided the information in the instruction leaflet (IL) is observed.

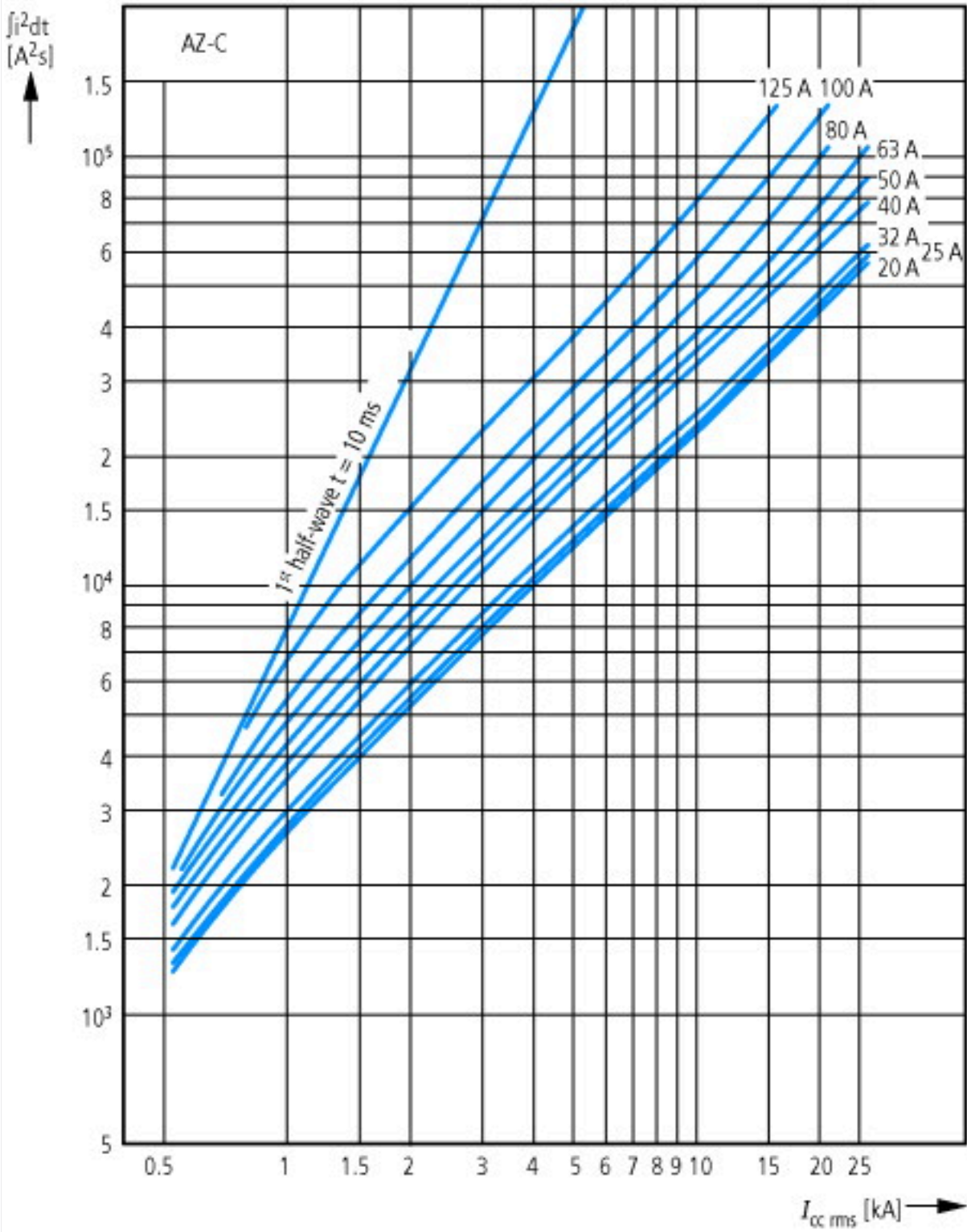
Technical data ETIM 6.0

Circuit breakers and fuses (EG000020) / Miniature circuit breaker (MCB) (EC000042)

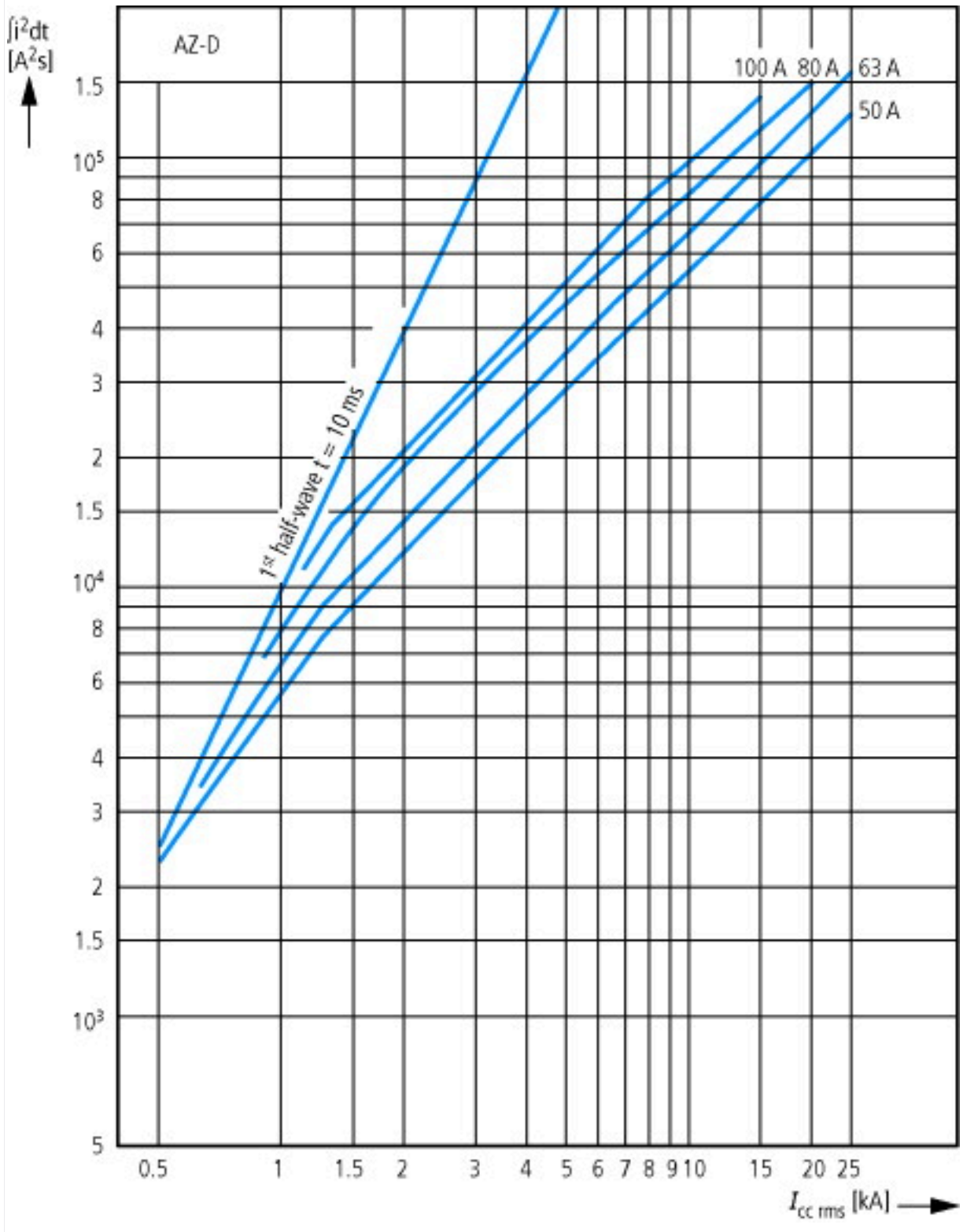
Electric engineering, automation, process control engineering / Electrical installation, device / Miniature circuit breaker system (MCB) / Miniature circuit breaker (MCB) (ecl@ss8.1-27-14-19-01 [AAB905011])

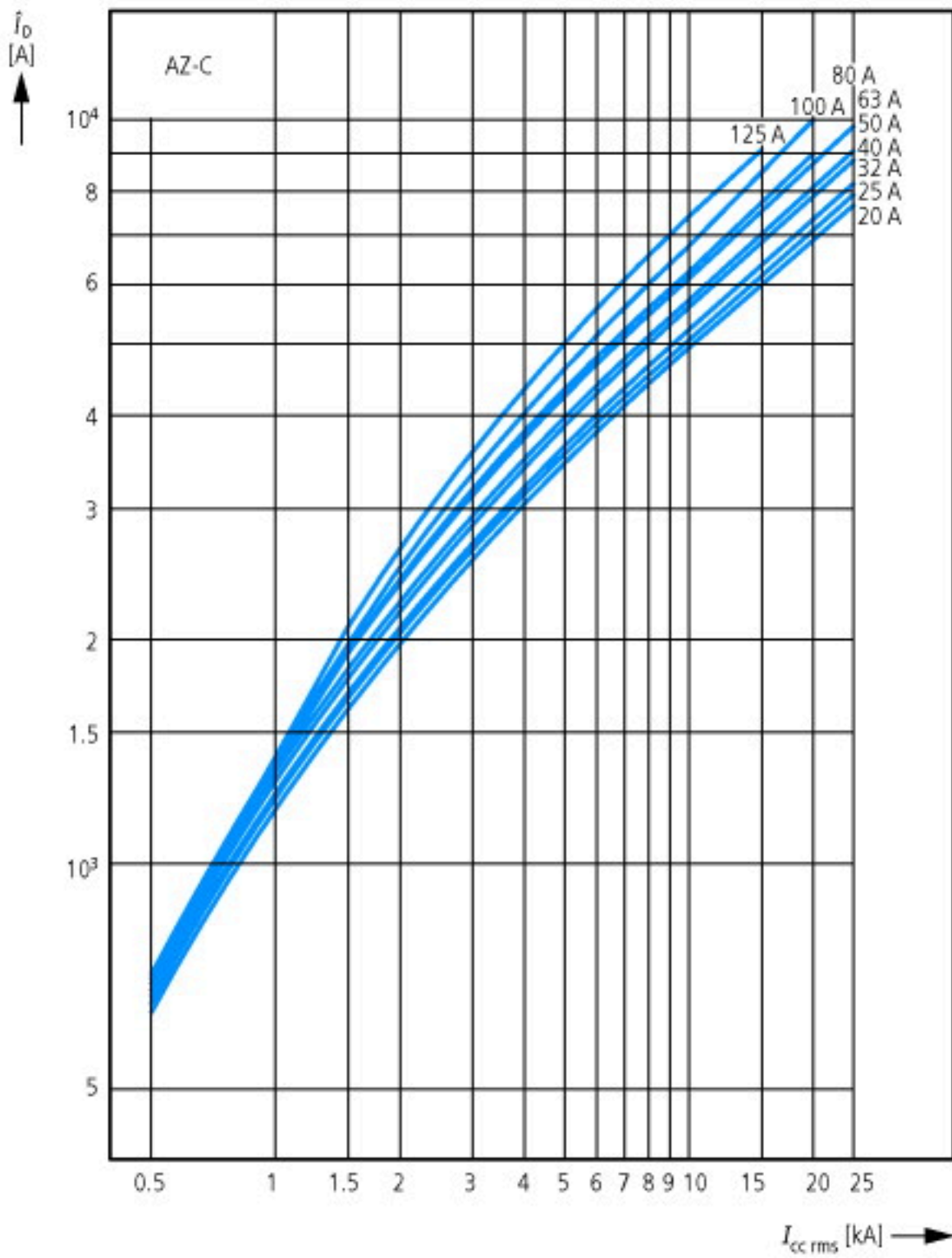
Release characteristic		C
Number of poles (total)		4
Number of protected poles		4
Nominal rated current	A	63
Nominal rated voltage	V	400
Rated short-circuit breaking capacity I_{cn} EN 60898 at 230 V	kA	25
Rated short-circuit breaking capacity I_{cn} EN 60898 at 400 V	kA	25
Rated short-circuit breaking capacity I_{cu} IEC 60947-2 at 230 V	kA	0
Rated short-circuit breaking capacity I_{cu} IEC 60947-2 at 400 V	kA	0
Voltage type		AC
Current limiting class		3
Frequency	Hz	50 - 60
Concurrently switching N-neutral		Yes
Suitable for flush-mounted installation		No
Over voltage category		3
Pollution degree		2
Width in number of modular spacings		6
Built-in depth	mm	75
Additional equipment possible		Yes
Degree of protection (IP)		IP20

Characteristics

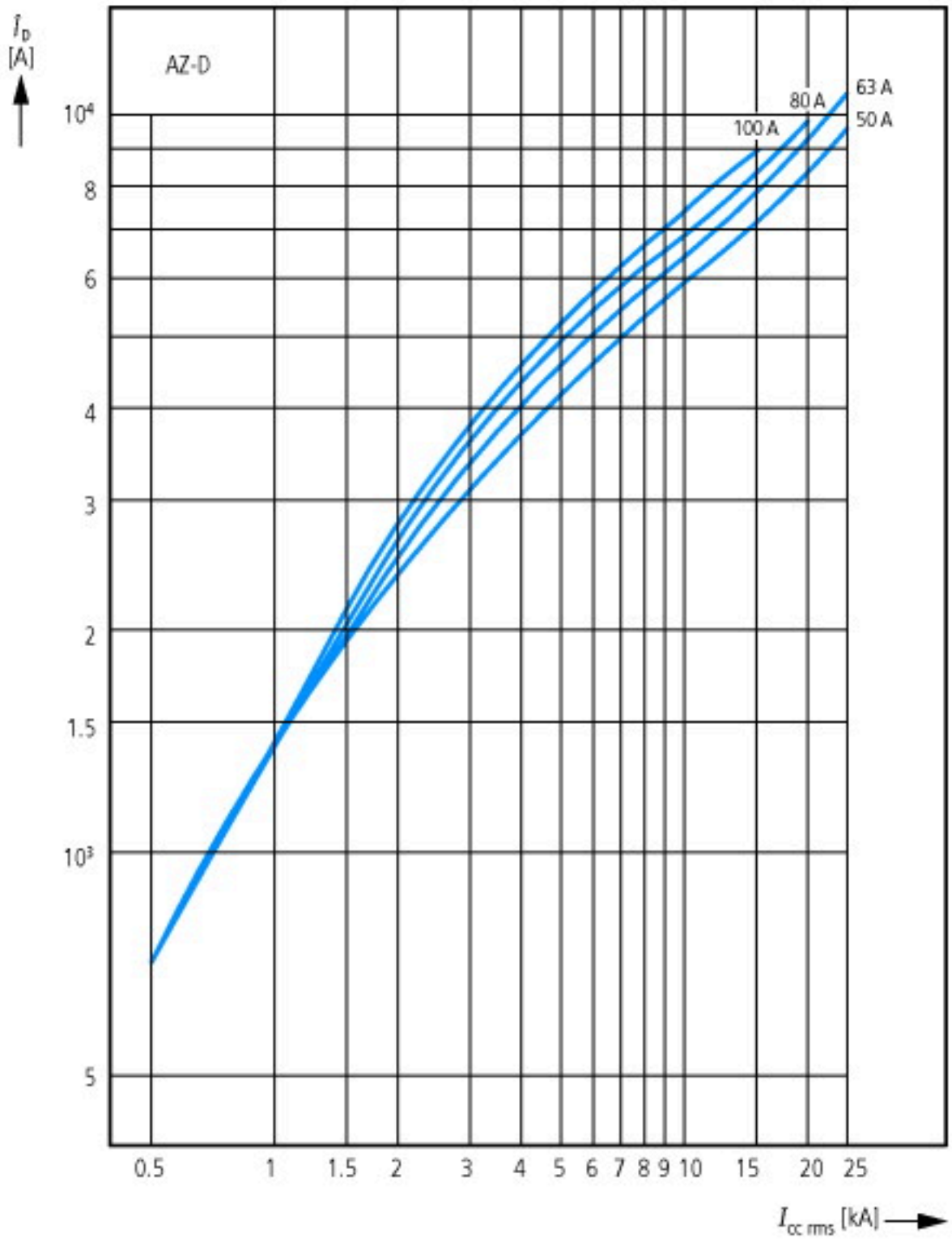


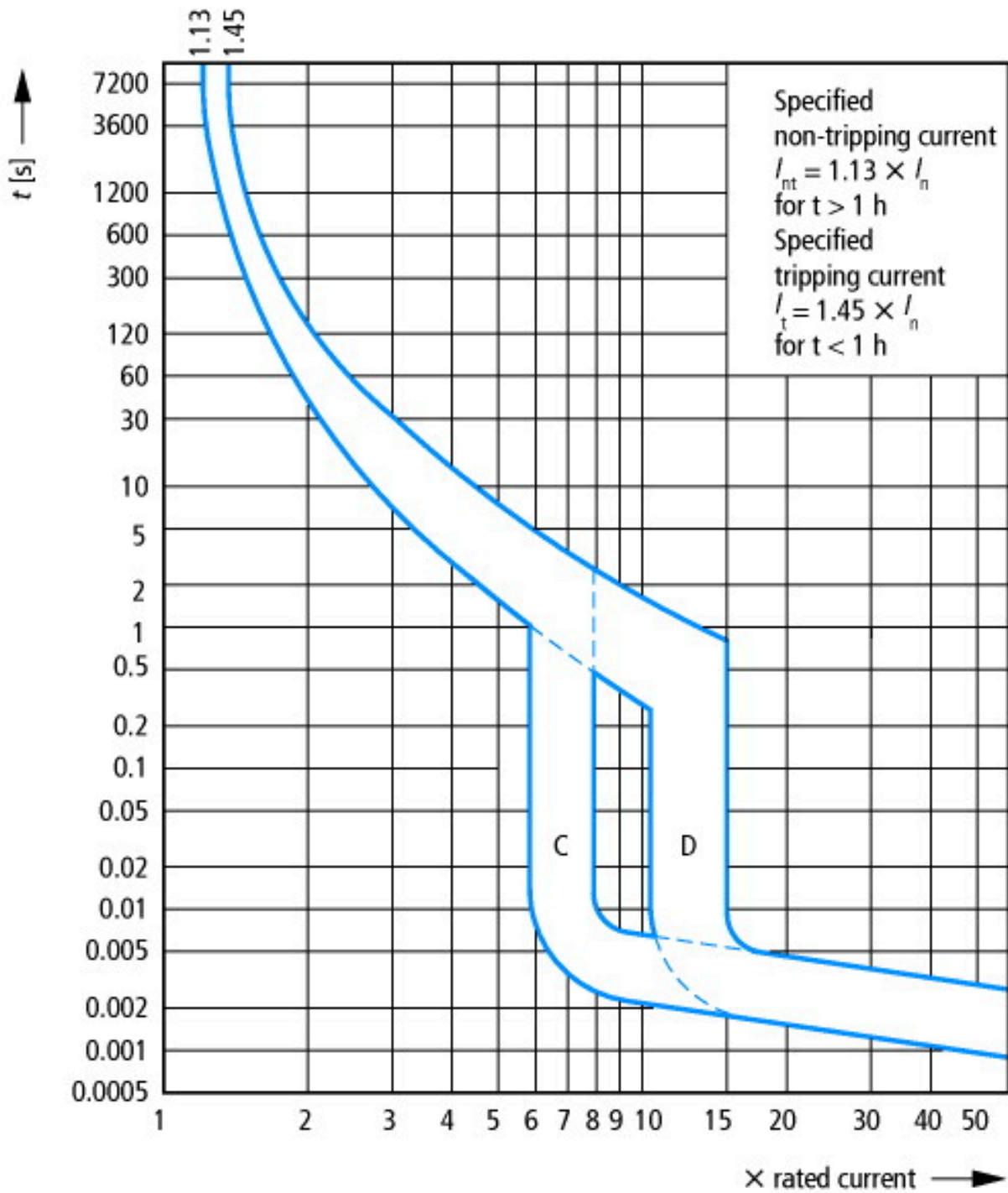
Let-through energy I^2t





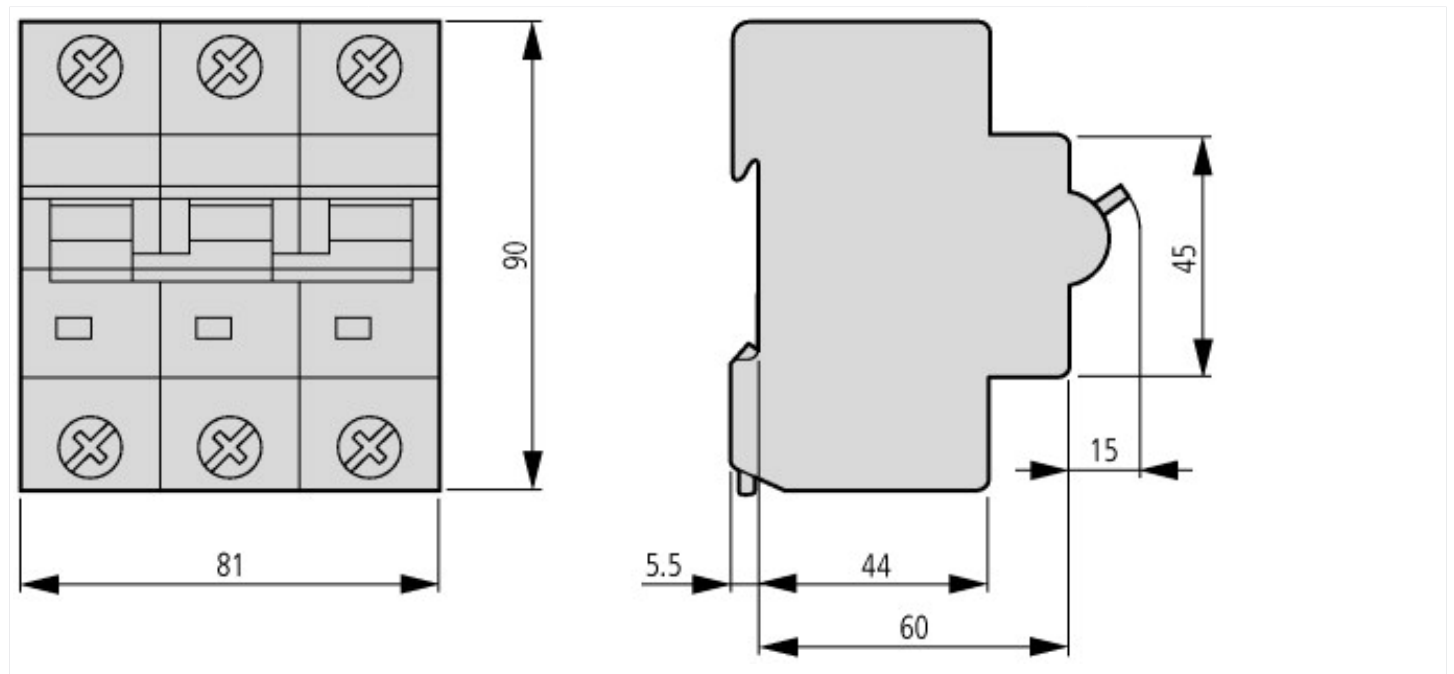
Let-through current i_D





Tripping characteristic at 30 °C:
 C, D according to IEC/EN 60898

Dimensions



Additional product information (links)

AWA1220-1755 Miniature circuit-breakers

AWA1220-1755 Miniature circuit-breakers ftp://ftp.moeller.net/DOCUMENTATION/AWA_INSTRUCTIONS/17550701.pdf