



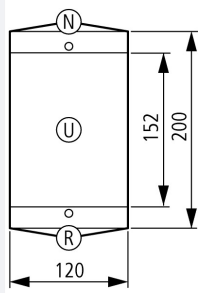
Insulated enclosure, HxWxD=200x120x160mm, +mounting rail

Part no. CI-K3-160-TS
Catalog No. 206885
EL-Nummer (Norway) 4132090

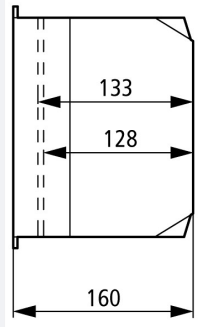
Delivery program

Product range		CI-K small enclosures
Basic function		Basic enclosures
Product function		CI-K empty enclosures
Single unit/Complete unit		Single unit
Degree of Protection		Front IP65 IP65, with push-through cable entry
Degree of Protection		Front IP65 IP65, with push-through cable entry
Material		Glass-fibre reinforced polycarbonate
Colour		Enclosure base RAL 9005, black Operator only RAL 7035, light gray
Description		Metric cable entry knockouts top, bottom and in the back plate Control cable entry Lamp indicator L-... can be mounted in base knock-out M20/M25
Cable entry		hard knockout version

Dimensions

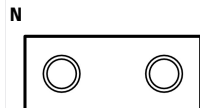
Width	mm	120
Height	mm	200
Depth	mm	160
Dimensions	mm	

Enclosure depth

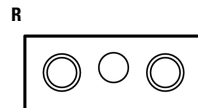
Legend for the graphic		Dimensions from top: Mounting depth with mounting plate Mounting depth for mounting rail 7.5 mm height Mounting depth for mounting rail 15 mm height
Enclosure depth	mm	

Mounting depth for mounting rail 7.5 mm height	mm	128
Features		With mounting rail to IEC/EN 60715

Notes




Knockouts
2 x M25/20



Knockouts
2 x M25/20
1 x M20

U



Back plate:
2 x M25/20

Technical data

General

Standards			IEC/EN 60529 DIN EN 62208
Climatic proofing			Damp heat, constant, to IEC 60068-2-78 Damp heat, cyclic, to IEC 60068-2-30
Ambient temperature		°C	-25 - +70 -25 - +40 (with push-through cable entry)
Degree of Protection			Front IP65 IP65, with push-through cable entry
Power loss			
Max. radiated heat dissipation with separate mounting, ambient air temperature +20 °C		W	25.5

Material characteristics

Material			
Base			Glass-fibre reinforced polycarbonate
Cover			Glass-fibre reinforced polycarbonate
Surface treatment			Resistant to corrosion
Colour			
Base			RAL 9005, black (matt)
Housing body			Enclosure cover RAL 7035, light grey (matt)

Material properties

Electrical			
Track resistance			CTI 175 (base, to IEC 60112) CTI 175 (cover, to IEC 60112)
Surface resistance to IEC 60093		$\Omega \times 10^{13}$	1
Dielectric strength to IEC 60243-1		kV/mm	30
Thermal			
Temperature resistant			-40 °C - 120 °C (enclosure) -40 °C - +80 °C (gasket)
Mechanical			
Impact resistance			IK06 according to EN 50102
max. assembly weights			
Mounting plate		kg	0.85
Mounting rail		kg	0.85
Chemical resistance			
Chemical resistant			Base, Cover Resistant against: Acids < 10 %, mineral oil, alcohol, gasoline, greases, salt solutions Partly resistant to: Acids > 10 %, alcohol Not resistant to: alkalis, benzene Push-through membrane (CI-K1/CI-K2) and sealing material Resistant against: Acids < 10 %, alkalis, benzene, salt solutions Partly resistant to: Acids > 10 %, greases, benzene Not resistant to: Mineral oil, benzene
Atmospheric			
Saline spray			IEC 60068-2-11
UV resistance			Beneath protective shield
Water consumption to DIN EN ISO 62		%	0.29

Flammability characteristics			
Glow wire test			
Flammability characteristics			960 °C/1mm thickness (base, cover; glow wire to VDE 0471 Part 2) 650 °C/1mm thick (push-through membrane) to VDE 0471 Part 2)
to UL 94			VO/1.5 mm thickness
to UL 94			HB
Halogen free			Yes

Design verification as per IEC/EN 61439

Technical data for design verification			
Operating ambient temperature max.		°C	-25
Operating ambient temperature max.		°C	70
Degree of Protection			Front IP65 IP65, with push-through cable entry
Max. radiated heat dissipation with separate mounting, ambient air temperature +20 °C		W	25.5
Flammability characteristics			960 °C/1mm thickness (base, cover; glow wire to VDE 0471 Part 2) 650 °C/1mm thick (push-through membrane) to VDE 0471 Part 2)
Track resistance			CTI 175 (base, to IEC 60112) CTI 175 (cover, to IEC 60112)
Surface treatment			Resistant to corrosion
Impact resistance			IK06 according to EN 50102
Temperature resistant			-40 °C - 120 °C (enclosure) -40 °C - +80 °C (gasket)
UV resistance			Beneath protective shield
IEC/EN 61439 design verification			
10.2 Strength of materials and parts			
10.2.2 Corrosion resistance			Meets the product standard's requirements.
10.2.3.1 Verification of thermal stability of enclosures			Meets the product standard's requirements.
10.2.3.2 Verification of resistance of insulating materials to normal heat			Meets the product standard's requirements.
10.2.3.3 Verification of resistance of insulating materials to abnormal heat and fire due to internal electric effects			Meets the product standard's requirements.
10.2.4 Resistance to ultra-violet (UV) radiation			Please enquire
10.2.5 Lifting			Not applicable.
10.2.6 Mechanical impact			Does not apply, since the entire switchgear needs to be evaluated.
10.2.7 Inscriptions			Meets the product standard's requirements.
10.3 Degree of protection of ASSEMBLIES			Meets the product standard's requirements.
10.4 Clearances and creepage distances			Meets the product standard's requirements.
10.5 Protection against electric shock			Does not apply, since the entire switchgear needs to be evaluated.
10.6 Incorporation of switching devices and components			Does not apply, since the entire switchgear needs to be evaluated.
10.7 Internal electrical circuits and connections			Is the panel builder's responsibility.
10.8 Connections for external conductors			Is the panel builder's responsibility.
10.9 Insulation properties			
10.9.2 Power-frequency electric strength			Is the panel builder's responsibility.
10.9.3 Impulse withstand voltage			Is the panel builder's responsibility.
10.9.4 Testing of enclosures made of insulating material			Meets the product standard's requirements.
10.10 Temperature rise			The panel builder is responsible for the temperature rise calculation. Eaton will provide heat dissipation data for the devices.
10.11 Short-circuit rating			Is the panel builder's responsibility. The specifications for the switchgear must be observed.
10.12 Electromagnetic compatibility			Is the panel builder's responsibility. The specifications for the switchgear must be observed.
10.13 Mechanical function			The device meets the requirements, provided the information in the instruction leaflet (IL) is observed.

Technical data ETIM 6.0

Low-voltage industrial components (EG000017) / Empty enclosure for switchgear (EC000712)			
Electric engineering, automation, process control engineering / Low-voltage switch technology / Component for low-voltage switching technology / Empty housing for switch devices (ecI@ss8.1-27-37-13-01 [AKN343011])			
Material housing			Plastic

Width	mm	120
Height	mm	200
Depth	mm	160
With transparent cover		No
Suitable for emergency stop		Yes
Model		Surface mounting
Degree of protection (IP)		IP65

Dimensions

