

JKS fast-acting Class J fuses, up to 60 A



Catalog symbol:

- JKS-

Description:

The Bussmann™ series advanced protection Limitron™ Class J fast-acting, current-limiting fuses are available in ratings up to 60 amps. For JKS fuses above 60 amps, see data sheet no. 1027. The JKS is also available in a special, UL® Recognized 700 Vac version in select ratings. For details on the 700 Vac versions, see page 3 of this data sheet.

Ratings

- Volts 600 Vac
- Amps up to 60 A
- IR 200 kA RMS Sym.

Agency information

- UL Listed, Std. 248-8, Class J, Guide JDDZ, File E4273
- CSA Certified, C22.2 No. 248.8, Class 1422-02, File 53787
- CE

Catalog no. (amps)		
JKS-1	JKS-8	JKS-30
JKS-2	JKS-10	JKS-35
JKS-3	JKS-12	JKS-40
JKS-4	JKS-15	JKS-45
JKS-5	JKS-20	JKS-50
JKS-6	JKS-25	JKS-60

Carton quantity 10

Features

- Provides 10X better current limitation to help prevent equipment damage caused by short-circuit events.
- 200kA Interrupting rating complies with NEC® Section 110.9 for today's large capacity systems.
- Fast-acting fuse helps prevent equipment damage caused by short-circuit events.
- Ideal for critical industrial or commercial applications that have specific current limitation requirements.

Recommended blocks and holders

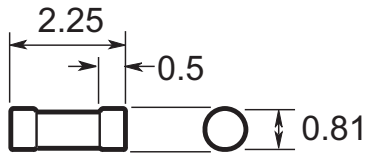
Fuse amps	1-pole	2-pole	3-pole
Modular open blocks			
Up to 30	JM60030-1_	JM60030-2_	JM60030-3_
35-60	JM60060-1_	JM60060-2_	JM60060-3_
Modular power distribution fuse blocks*			
0-30	JM60030-1MW_	JM60030-2MW_	JM60030-3MW_
35-60	JM60060-1MW_	JM60060-2MW_	JM60060-3MW_
"Pyramid" block			
Up to 30	—	—	JP60030-3_
CH DIN-Rail modular fuse holders			
Up to 30	CH30J1_	CH30J2_	CH30J3_
35-60	CH60J1_	CH60J2_	CH60J3_
Safety J™ modular panel/DIN-Rail mount holders			
Up to 30	JT60030_	—	—
35-60	JT60060_	—	—

* Combines fuse block and power distribution block into one assembly. Modular construction allows ganging blocks for the desired number of poles.

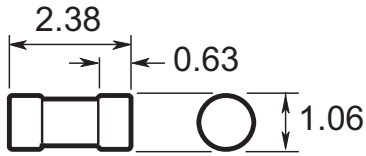
For more information on the recommended blocks and holders, see the following data sheets.

Product	Data sheet no.
Modular blocks	10488
Modular power distribution blocks	10192
Pyramid block	1108
CH holders	2144
Safety J holders	1152

Dimensions – in



Up to 30 A



35 to 60 A

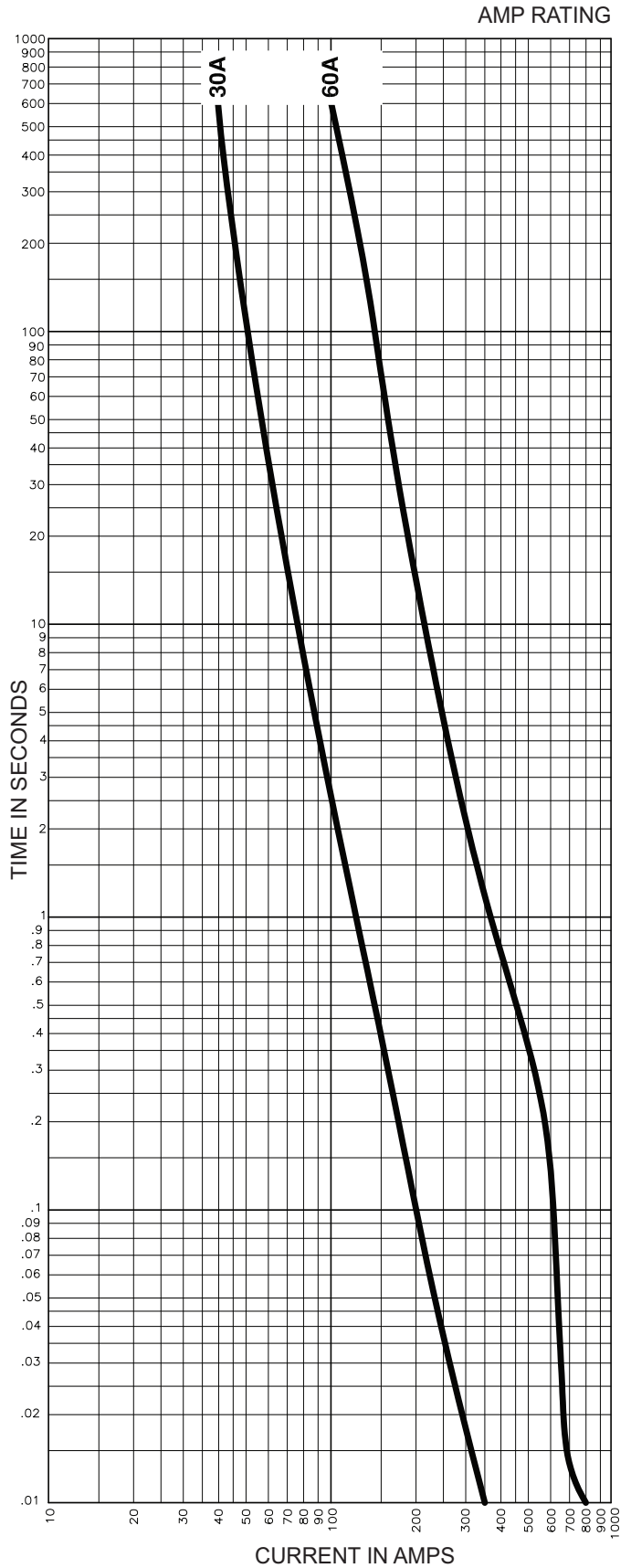
Class J fuse reducers

Equipment fuse clips	Desired fuse (case size)	Catalog no. (pairs)
60 A	30 A	J-63
100 A	30 A	J-13
	60 A	J-16
200 A	60 A	J-26†

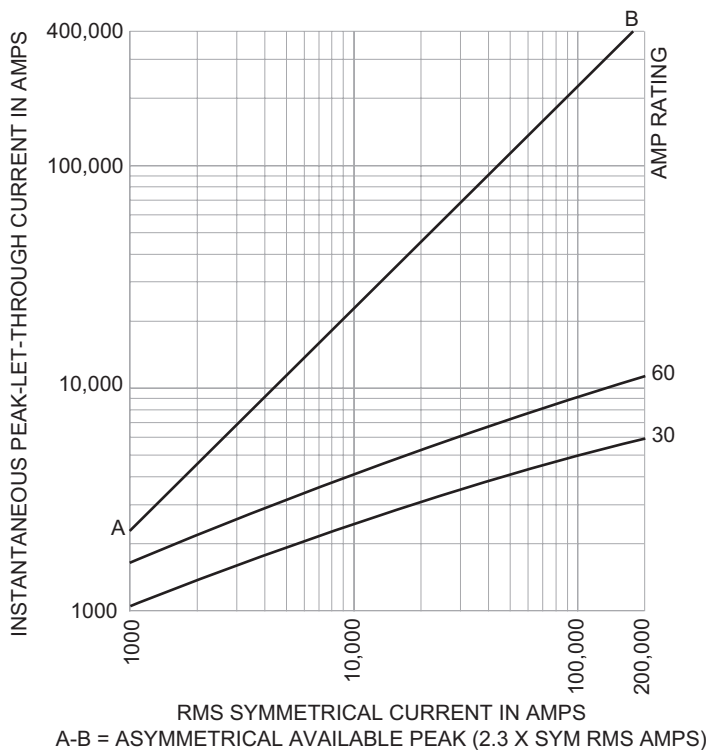
† Not for bolt-in applications.

Time-current curves – average melt

These curves apply to both the 600 V Class J and the 700 V versions.



Current-limitation curves — applies only to 600 Vac fuses



Current-limiting effects — 600 Vac fuses only

Prospective S.C.C.	Let-through current (apparent RMS Sym. vs. fuse rating)	
—	30A	60A
5,000	1,000	1,000
10,000	1,000	2,000
15,000	1,000	2,000
20,000	1,000	2,000
25,000	2,000	3,000
30,000	2,000	3,000
35,000	2,000	3,000
40,000	2,000	3,000
50,000	2,000	3,000
60,000	2,000	3,000
70,000	2,000	3,000
80,000	2,000	3,000
90,000	2,000	4,000
100,000	2,000	4,000
150,000	2,000	5,000
200,000	3,000	5,000

700 Vac JKS-700 fast-acting fuses



Catalog symbol:

- JKS_-700

Description:

The JKS-700 is a fast-acting, current-limiting fuse that is UL Recognized and has CSA Component Acceptance for applications up to 700 Vac. The JKS-700 is available in ratings up to 60 amps with the same dimensions as a standard Class J fuses; but its voltage rating places it outside the standard Class J fuse class. The time-current curves shown for the 600 Vac fuses apply to the 700 Vac versions, but the current let-through curves do not.

Bussmann recommends the JM70100 modular fuse block and the JM70100-MW power distribution fuse block for the 30 amp case size JKS-700 fuses.

Ratings

- Volts 700 Vac (or less)
- Amps 25-60 A
- IR
 - Minimum $6I_n$
 - 200 kA RMS Sym.

Operating class aR

Agency information

- UL Recognized, 248-13 Semiconductor Fuses, File E56412
- CSA Component Acceptance, C22.2 No 248.13 Semiconductor Fuses, Class 1422-30

The only controlled copy of this data sheet is the electronic read-only version located on the Eaton network drive. All other copies of this document are by definition uncontrolled. This bulletin is intended to clearly present comprehensive product data and provide technical information that will help the end user with design applications. Eaton reserves the right, without notice, to change design or construction of any products and to discontinue or limit distribution of any products. Eaton also reserves the right to change or update, without notice, any technical information contained in this bulletin. Once a product has been selected, it should be tested by the user in all possible applications.

Eaton
1000 Eaton Boulevard
Cleveland, OH 44122
Eaton.com

Bussmann Division
114 Old State Road
Ellisville, MO 63021
United States
Eaton.com/bussmannseries

© 2017 Eaton
All Rights Reserved
Printed in USA
Publication No. 1026 — BU-SB13735
July 2017



Features

- Current limitation for non-inductive circuits provides current-limiting response to maximum ground fault and short-circuit conditions
- 200 kA interrupting rating provides protection at all circuit locations
- Economical circuit protection for high-fault current circuits

Typical applications

- Power panelboards up to 700 Vac
- Machinery disconnects up to 700 Vac

Catalog no. (amps)

JKS-25-700	JKS-30-700	JKS-35-700	JKS-60-700
------------	------------	------------	------------

Eaton, Bussmann, Limitron and Safety J are valuable trademarks of Eaton in the U.S. and other countries. You are not permitted to use the Eaton trademarks without prior written consent of Eaton.

CSA is a registered trademark of the Canadian Standards Group.
NEC is a registered trademark of the National Fire Protection Association.
UL is a registered trademark of the Underwriters Laboratories, Inc.

For Eaton's Bussmann series product information, call **1-855-287-7626** or visit: **Eaton.com/bussmannseries**

Follow us on social media to get the latest product and support information.

